

Roche Year 4 Home Learning Timetable (For Weeks 5+6)

All the activities set are non-negotiable and **MUST** be completed. I will be checking that these learning activities are being completed. Please contact me if you have any questions via class4@roche.cornwall.sch.uk

If your child is currently in school full time you do not need to worry about this timetable, but obviously you are more than welcome to complete any of it as well.

This week we have revised a few elements for Foundation Subjects. These are highlighted for you to see in blue.

If you need more exercise books or equipment for your learning you can access these in the foyer at school. Please sanitise your hands before taking any.

Total time approx. 4 hours day.	Monday	Tuesday	Wednesday	Thursday	Friday
Activity:					
Timestable Rockstars	Garage x4 (Y4,5,6 – 1 x Sound Check)	Garage x4 Studio x 2	Garage x4 (Y4,5,6 – 1 x Sound Check)	Garage x4 Studio x 2	Garage x4 (Y4,5,6 – 1 x Sound Check)
NumBots	Complete 4 games	Complete 4 games	Complete 4 games	Complete 4 games	Complete 4 games
AR at Home	Read every day please for a minimum of 25mins . Quiz on AR for all the school book(s) you have brought home before Christmas. Use this link as it is specific to our school: https://ukhosted73.renlearn.co.uk/1895113/public/rpm/login/Login.aspx?srcID=t If you want to quiz on <u>any</u> of your own books you have read at home feel free! To check if your home books are on AR go to: https://www.arbookfind.co.uk/				
Reading on MyOn	Please also read the 2 books set on your MyOn account by the end of the week. There will be new books set each week. You are welcome to use this platform for reading 25mins a day as well.				

Maths

Continue to use Oak Academy for Maths for the year group we have stated. **(You DO NOT need a login.)** Please watch the recorded lesson and produce work alongside every day. Please use the link underneath for your year group.

You can work your way through the lesson at your own pace by pausing it when you are working. Make sure you mark your work if there are answers.

Reminder of how to complete a lesson:

Once you have clicked on our link and then accessed the correct days Maths lesson, work your way through this list on the right which also correlates with the dots underneath on the screen. (Sometimes it doesn't have an 'Intro Quiz'.)

When it is independent work time pause the video and go back to the dots to find the worksheet. You can also download them if you want to using the link under number 6.

Record your work in your Home Learning Book.





1. Introduction
2. Intro Quiz
3. Video
4. Worksheet
5. Exit Quiz
6. Completed












If they ask you to use the online dienes use this link: <https://mathsbot.com/manipulatives/blocks>
 Some of the learning in the videos will be **new learning** so feel free to go over them a couple of times.

Year 1 Maths + English	https://classroom.thenational.academy/schedule-by-year/year-1
Year 2 Maths + English	https://classroom.thenational.academy/schedule-by-year/year-2

Year 3 Maths + English	https://classroom.thenational.academy/schedule-by-year/year-3					
Year 4 Maths + English	https://classroom.thenational.academy/schedule-by-year/year-4					
Year 5 Maths + English	https://classroom.thenational.academy/schedule-by-year/year-5					
Year 6 Maths	https://classroom.thenational.academy/schedule-by-year/year-5					
Year 6 will be completing the Year 5 Maths due to missing content from previous Lockdowns last year.						
Year 6 (English only)	https://classroom.thenational.academy/schedule-by-year/year-6					
<p>Handwriting/Spelling practise</p> <p>Complete for 15mins a day in your Home Learning Book.</p> <p>Your child should know what spelling group they were in last half term. Please <u>revise</u> our Autumn words whilst also focusing on handwriting practise.</p> <p>Do not rush your handwriting. Focus on your formation, joins and presentation.</p> <p>(See separate guidance if you need support with joining: Handwriting Stage 3 guidance.)</p>	Mrs Harris' Group:					
	Completed Week 1	Completed Week 2	Completed Week 3	Completed Week 4	Week 5	Week 6 (red words)
	all ball wall small chalk stalk also almost already altogether	cell circus cycle except face icy notice price police fancy	boggy foggy muddy runny sloppy spotty funny dotty sunny yummy	cheesy curvy lazy shiny spicy sunny wavy spiky greasy crazy	badly kindly nearly quickly sadly weakly weekly softly quietly normally	are ask busy children Christmas class fast door father friend
	Miss Tonkin's Group:					
Completed Week 1	Completed Week 2	Completed Week 3	Completed Week 4	Week 5	Week 6 (orange words)	
incorrect incomplete incapable independent disagree dishonest disappear disconnect unlock unhappy	impossible immature imperfect impatient immortal impolite incapable incomplete incorrect invisible	dangerous poisonous perilous mountainous fabulous nervous tremendous jealously famously generously	nicely rudely politely completely comically giggly horribly finally feebly gently	picture sculpture departure creature fixture adventure temperature puncture fracture capture	island answer February library length strength business important fruit actually	
Mrs Yelland's Group:						
Completed Week 1	Completed Week 2	Completed Week 3	Completed Week 4	Week 5	Week 6 (orange words)	
inhuman inactive misbehave mismatch misplace mistrust misunderstanding unfair undo unkind	adventure capture creature closure leisure measure mixture treasure puncture picture	autopilot automatic autocue automobile autograph autobiography	angrily bossily finally happily frantically hastily breezily comically merrily sleepily	antifreeze interact intercity interlock intermediate internet international submarine subway supermarket	accident accidentally actually address answer appear arrive believe bicycle breath	
www.SPAG.com	There will be 3 mini SPAG quizzes set on SPAG.COM for you to login and complete in a week . These will be linked to previous learning in class.					

<p>English</p>	<p>Continue to use Oak Academy for English for the year group we have stated. (You DO NOT need a login.) Please watch the recorded lesson and produce work alongside <u>every day</u>. Please use the link underneath for your year group.</p> <p>You can work your way through the lesson at your own pace by pausing it when you are working. Make sure you mark your work if there are answers.</p> <p>Reminder of how to complete a lesson: Once you have clicked on our link and then accessed the correct day's English lesson, work your way through this list on the right which also correlates with the dots underneath on the screen.</p> <p>Record your work in your Home Learning Book.</p> <div style="float: right; border: 1px solid #ccc; padding: 5px; margin-top: 20px;"> <p>1. Introduction</p> <p>2. Video</p> <p>3. Completed</p> </div> <div style="text-align: right; margin-top: 10px;">  </div>				
<p>PE</p> <p>30mins a day minimum.</p> <p>Username and passwords have been sent for all pupils to access Real PE on:</p> <p>https://real.jasmineactive.com/</p>	<p>Log on to Jasmine and look for the icon below. Click on KS2. Choose an exercise to do and work through the different levels. How far can you go? They start at Yellow and finish with Black.</p> 	<p>Log on to Jasmine and look for the icon below. Click on KS2. Choose a different exercise and work through the different levels. How far can you go? They start at Yellow and finish with Black.</p> 	<p>Log on to Jasmine and look for the icon below. Click on KS2. Choose a different exercise to do and work through the different levels. They start at Yellow and finish with Black.</p> 	<p>Traditional Sport</p> <p>Choose a sport to play for 30minutes with your family e.g. football, basketball, table tennis, (On REAL PE/PLAY there are alternatives.)</p>	<p>Fitness Friday</p> <p>Cardio based work e.g. Joe Wickes (YouTube Channel), Running, Circuit Training, BBC Super Movers, Aerobics to Music etc...</p>
<p>NEW Foundation Lessons</p> <p>Week 5</p> <p>(1st Feb)</p>	<p>Please work through this Science Unit on BBC Bitesize following these links:</p> <ol style="list-style-type: none"> 1. Introduction: https://www.bbc.co.uk/bitesize/articles/zb9dcmn (Do the quiz at the end of the unit.) 2. How is electricity made: https://www.bbc.co.uk/teach/class-clips-video/primary-science-how-is-electricity-made/zfhfawx 3. How to be safe around electricity: https://www.bbc.co.uk/bitesize/topics/zjrd2p/articles/z96ckat 4. How can you change a circuit? https://www.bbc.co.uk/bitesize/topics/zq99q6f/articles/zt8vg82 5. What are conductors and insulators? https://www.bbc.co.uk/bitesize/topics/z2882hv/articles/zxv482p <p>It is themed around Electricity which is what we should have been doing this half term in school.</p>				

<p>NEW Foundation Lessons Week 6 (8th Feb)</p>	<p>Please work your way through these Science lessons 1 to 6 on this link: https://classroom.thenational.academy/units/light-dark-250b It is themed around Light and Dark. This Unit was missed when your child was in Year 3, due to the Lockdown last year.</p> <p>Lesson 6 is optional but it would be amazing if you could do it to complete the unit. You will need these additional items for L6:</p> <p>If you can, you should also find:</p> <table border="1"> <tr> <td data-bbox="855 327 1054 353">Cardboard</td> <td data-bbox="1078 327 1278 353">Glue or sticky tape</td> <td data-bbox="1302 327 1501 353">Scissors</td> </tr> <tr> <td data-bbox="855 360 1054 477"></td> <td data-bbox="1078 360 1278 477"></td> <td data-bbox="1302 360 1501 477"></td> </tr> </table>	Cardboard	Glue or sticky tape	Scissors			
Cardboard	Glue or sticky tape	Scissors					
							
<p>Topic BINGO Grid (See emailed attachment sent at the start of term.)</p>	<p>Most of you have completed lots of our topic grid already. You can continue to complete activities on here for the last 2 weeks of half term but this is now optional.</p>						
<p>All your teachers are here for you if you have any questions or concerns. Please keep sending us work to: class4@roche.cornwall.sch.uk Stay safe!</p>							