

## Roche Key Year 1 Home Learning Timetable (Weeks 5 and 6)

All the activities set are non-negotiable and **MUST** be completed. I will be checking that these learning activities are being completed. Please contact me if you have any questions via

[Class1@roche.cornwall.sch.uk](mailto:Class1@roche.cornwall.sch.uk)

If your child is currently in school full time you do not need to worry about this timetable, but obviously you are more than welcome to complete any of it as well.

This week we have revised a few elements for Foundation Subjects. These are highlighted for you to see in blue.

If you need more exercise books or equipment for your learning you can access these in the foyer at school. Please sanitise your hands before taking any.

Total time approx. <b>3 hours</b> a day.	Monday	Tuesday	Wednesday	Thursday	Friday
<b>Activity:</b>					
Reading	<p>Try to read <u>or</u> be read to every day. Please try to promote a love of reading and language within your home.</p> <p>If you don't have access to many books here are a couple of online options:</p> <p><a href="https://www.bbc.co.uk/teach/school-radio/nursery-rhymes-songs-index/zhwdgwx">https://www.bbc.co.uk/teach/school-radio/nursery-rhymes-songs-index/zhwdgwx</a></p> <p>CBeebies Bedtime Stories – YouTube:</p> <p><a href="https://www.youtube.com/channel/UChYHezCINFSSmjlH-B5sYQ">https://www.youtube.com/channel/UChYHezCINFSSmjlH-B5sYQ</a></p>				
AR Reading	<p><b>NEW for Year 2 ONLY!</b> Year 2 have just started to quiz online on Accelerated Reader (AR) after they finish reading a book. They have logins so if they have books at home, have a go at quizzing afterwards to check their comprehension and understanding.</p> <p>Use this link as it is specific to our school:</p> <p><a href="https://ukhosted73.renlearn.co.uk/1895113/public/rpm/login/Login.aspx?srcID=t">https://ukhosted73.renlearn.co.uk/1895113/public/rpm/login/Login.aspx?srcID=t</a></p> <p>To check if your home books are on AR go to:</p> <p><a href="https://www.arbookfind.co.uk/">https://www.arbookfind.co.uk/</a></p>				
Read Write Inc.  <small>Please see separate letter from Mrs Welch on how to Login to the Oxford Owl/Read Write Inc. Website for your resources.</small>	<p><b>Each day</b>, please do the following:</p> <ol style="list-style-type: none"> <li>Read an e-book: Year 1 – up to Yellow level Year 2 – all available resources</li> <li>Watch a Read Write Inc. lesson with Ruth Miskin on YouTube. Go onto: <a href="http://www.ruthmiskin.com">www.ruthmiskin.com</a> where they will give a daily schedule. YouTube videos are live from 9:30 each day and are available for 24 hours.</li> </ol>				

	3. Complete a writing / sound activity from the website each day. If you can't print them out, children can copy them from the screen into their Home learning book.				
NumBots	Complete 3 games	Complete 3 games	Complete 3 games	Complete 3 games	Complete 3 games

## Maths

Continue using Oak Academy for Maths. **(You DO NOT need a login.)** You will watch a recorded lesson and produce work alongside every day. Please use the link underneath for your year group. **Mrs Batten will contact you directly if your child needs to complete a different year group.**

You can work your way through the lesson at your own pace by pausing it when you are working. Make sure you mark your work if there are answers.


### How to complete a lesson:

Once you have clicked on our link and then accessed the correct days Maths lesson, work your way through this list on the right which also correlates with the dots underneath on the screen. (Sometimes it doesn't have an 'Intro Quiz'.)

When it is independent work time pause the video and go back to the dots to find the worksheet. You can also download them if you want to using the link under number 6.

Record your work in your Home Learning Book.

1. Introduction
2. Intro Quiz
3. Video
4. Worksheet
5. Exit Quiz
6. Completed





 Worksheet



If they ask you to use the online dienes use this link: <https://mathsbot.com/manipulatives/blocks>

Some of the learning in the videos will be **new learning** so feel free to go over them a couple of times.

Reception maths	<a href="https://classroom.thenational.academy/schedule-by-year/reception">https://classroom.thenational.academy/schedule-by-year/reception</a>
Year 1 Maths + English	<a href="https://classroom.thenational.academy/schedule-by-year/year-1">https://classroom.thenational.academy/schedule-by-year/year-1</a>
Year 2 Maths + English	<a href="https://classroom.thenational.academy/schedule-by-year/year-2">https://classroom.thenational.academy/schedule-by-year/year-2</a>
Handwriting/Spelling <b>10mins a day</b>  Complete in your Home learning book.	<p>Year 1 please practise the Year 1 Common Exception Words from the attached word bank. Focus on your letter formation and remember we <u>DON'T</u> join yet. If you need reminders of letter formation see the attached Handwriting Stage 1a guidance.</p> <p>Year 2 please practise the Year 1 <u>AND</u> 2 Common Exception Words from the attached word bank. Focus on your letter formation and remember we <u>DO</u> join. If you need reminders of letter formation joins see the attached Handwriting Stage 3 guidance.</p>

<p>Education City for SPAG</p> <p><a href="https://www.educationcity.com/">https://www.educationcity.com/</a></p>	<p>Login and complete your set work under the 'Homework' section. There will be 3 activities themed on spelling, punctuation and grammar. Try to then apply these skills in your writing task stated below.</p>				
<p>English</p>	<p>Continue to use Oak Academy for English as well. <b>(You DO NOT need a login.)</b> It works in a very similar way. You will watch a recorded lesson and produce work alongside <u>every day</u>. Please use the same link as the Maths one above for your year group. <b>Mrs Batten will contact you directly if your child needs to complete a different year group.</b></p> <p><b>How to complete a lesson:</b></p> <p>Once you have clicked on our link and then accessed the correct day's English lesson, work your way through this list on the right which also correlates with the dots underneath on the screen.</p> <p>You can work your way through the lesson at your own pace by pausing it for when you are working. Make sure you mark your work if there are answers.</p> <p>Record your work in your Home Learning Book.</p> <div style="float: right; border: 1px solid #ccc; padding: 5px; margin-top: 10px;"> <ol style="list-style-type: none"> <li>1. Introduction</li> <li>2. Video</li> <li>3. Completed</li> </ol> </div> <div style="text-align: right; margin-top: 10px;">  </div>				
<p>PE</p> <p><b>30mins a day minimum.</b></p> <p>Username and passwords have been sent for all pupils to access Real PE on:</p> <p><a href="https://real.jasmineactive.com/">https://real.jasmineactive.com/</a></p>	<p>Log on to Jasmine and look for the icon below. Click on KS1. Choose an exercise to do and work through the different levels. How far can you go? They start at Yellow and finish with Black.</p> 	<p>Log on to Jasmine and look for the icon below. Click on KS1. Choose a different exercise and work through the different levels. How far can you go? They start at Yellow and finish with Black.</p> 	<p>Log on to Jasmine and look for the icon below. Click on KS1. Choose a different exercise to do and work through the different levels. They start at Yellow and finish with Black.</p> 	<p><b>Traditional Sport</b> Choose a sport to play for 30minutes with your family e.g. football, basketball, table tennis, (On REAL PE/PLAY there are alternatives.)</p>	<p><b>Fitness Friday</b> Cardio based work e.g.  Joe Wickes (YouTube Channel), Running,  Circuit Training, BBC Super Movers,  Aerobics to Music etc...</p>
<p>NEW Foundation Lessons</p> <p><b>Week 5</b></p> <p><b>(1<sup>st</sup> Feb)</b></p>	<p>Please work through this <b>Science Unit on BBC Bitesize</b> following these links:</p> <p><b>Earth and space</b> <b>What are the seasons?</b> <a href="https://www.bbc.co.uk/bitesize/topics/zkvv4wx/articles/zcx3gk7">https://www.bbc.co.uk/bitesize/topics/zkvv4wx/articles/zcx3gk7</a></p> <p><b>What is night and day?</b> <a href="https://www.bbc.co.uk/bitesize/topics/zkvv4wx/articles/ztdnyrd">https://www.bbc.co.uk/bitesize/topics/zkvv4wx/articles/ztdnyrd</a></p> <p>Please work your way through these <b>Science lessons 1 to 6</b> on this link: <a href="https://classroom.thenational.academy/units/seasons-and-change-3c8a">https://classroom.thenational.academy/units/seasons-and-change-3c8a</a></p> <ol style="list-style-type: none"> <li><b>1. What do we know about the weather?</b></li> <li><b>2. How does the weather change across the seasons?</b></li> </ol> <p><b>Try and do the first 2 lessons this week and the rest of the lessons next week.</b></p>				

NEW Foundation  
Lessons

Week 6  
(8<sup>th</sup> Feb)

Lesson 3-6 on this link:

<https://classroom.thenational.academy/units/seasons-and-change-3c8a>

3. How do trees change across the seasons?

4. How can you measure rainfall? (You will need these extra things if you want to make the rain gauge.)

To make your rain gauge, you will need:



5. What is hibernation?

6. How can we record wind direction? (You will need these extra things if you want to make the wind sock.)

Let's make a windsock!



It is themed around **Seasons** which is what we should have been doing this half term in school.

Topic BINGO Grid

(See emailed attachment sent at the start of term.)

Most of you have completed lots of our topic grid already. You can continue to complete activities on here for the last 2 weeks of half term but this is **now optional**.

All your teachers are here for you if you have any questions or concerns. We are looking forward to seeing your home learning! You can send us photographs or emails of your outcomes to [class1@roche.cornwall.sch.uk](mailto:class1@roche.cornwall.sch.uk)